

Atwood® Leveling Systems

For Motorized and 5th Wheel Recreational Vehicles



ATWOOD® LEVELLEGS™

GREEN	FULLY RETRACTED
GREEN BLINKING	EXTENDED
RED BLINKING	EXTENDING/RETRACTING
RED	FULLY EXTENDED

● ON

EXT RET ALL FRONT DRIVER PASS. REAR

- ENGINE RUNNING
- PARK BRAKE ENGAGED
- PARK/NEUTRAL
- LOW VOLTAGE
- WAIT-PROCESSING


● AUTO

CAUTION: READ INSTRUCTION MANUAL BEFORE USE

Featuring Auto Position Controls

EFFECTIVE DECEMBER 2007





Leveling for 5th Wheels

A Front Legs – Specify the front legs based on the Gross Vehicle Weight Rating (GVWR). Multiply the GVWR by .20 to determine the capacity needed. Choose from:

- 4,000 lbs. Landing Legs
- 4,000 lbs. Direct Drive Legs

B Rear Levelers – If there won't be leveling on this 5th wheel, go to **C**

If you want a leveling system, choose the rear levelers based on Gross Axle Weight Rating (GAWR). Choices include the following:

- 7,500 lbs.
- 10,000 lbs.

C Controls – For rear levelers, use the 4-Motor Wireless Remote. (An Auto Control will be available soon)

D Complete the system by adding Bolt-On or Weld-On Bracket Kits, Wiring Harness and Cross Brace. (See page 4)



7,500 lb. Leveler

Direct Drive



4-Motor Wireless Remote



Leveling for Motorized Recreation Vehicles

A Front Levelers – Select the front levelers based on the Gross Axle Weight Rating (GAWR) of the front axle. Choose from:

- 7,500 lbs.
- 10,000 lbs.

B Rear Levelers – Specify the rear levelers based on GAWR (Gross Axle Weight Rating) of the rear axle. Select from:

- 7,500 lbs.
- 10,000 lbs.

C Controls – Use the Auto Position Control for maximum convenience. Once position is locked into memory, simply press On and Auto.

D Complete the system by adding Bolt-On or Weld-On Bracket Kits and Wiring Harness. (See page 4)



10,000 lb. Leveler™

7,500 lb. Leveler™



Auto Position Control

Atwood® Levelegs™ Systems

RV Leveling Made Easy

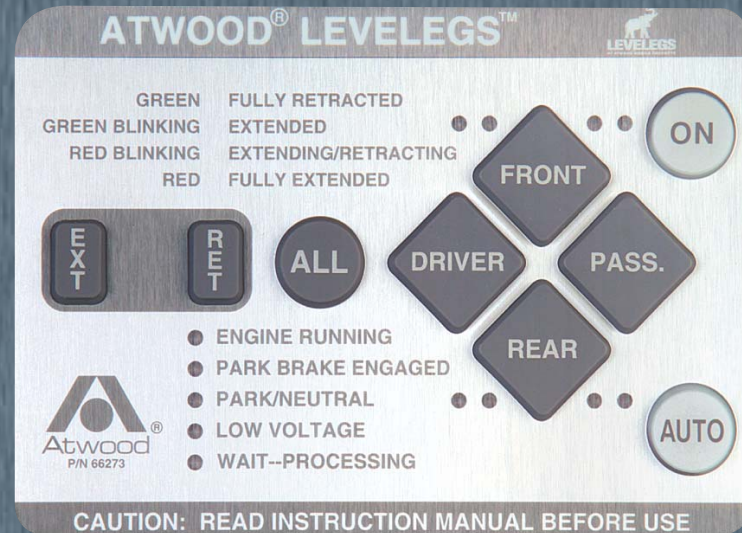
The Atwood Leveleg system is lighter weight than old-fashioned hydraulic systems. Therefore, you conserve the cargo carrying capacity (CCC) of the RV.

Whether for motorized or towable RVs, Atwood Levelegs offer many advantages.

- Lighter weight than hydraulic
- Unaffected by temperature change
- No messy fluids to deal with
- Just as pickup camper jacks and slideout mechanisms have evolved from hydraulic to electric, so have leveling systems.
- Electromechanical Levelers = light weight + complete control + convenience

Build your own motorized or 5th Wheel system as simple as A-B-C-D.

- A** Front Jacks or Levelers
- B** Rear Jacks or Levelers
- C** Controls
- D** Accessories



Atwood Accessories Selection Guide

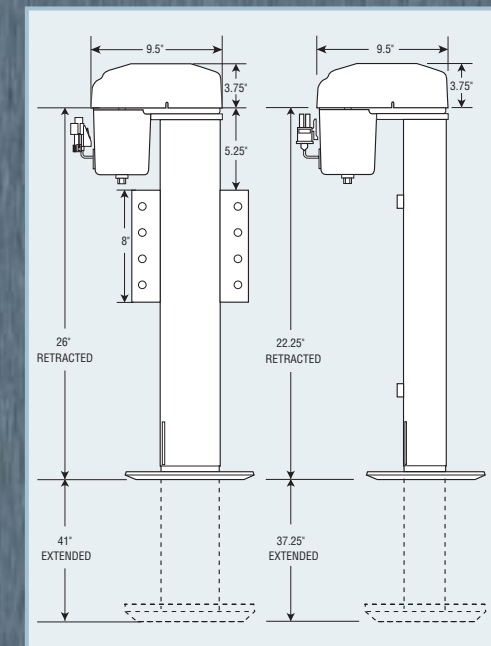
Bracket Kits - Order one (1) for each Leveleg™	
Part Number	Description
61023	Bolt-On, Universal, 2.5" - For 75K
61025	Weld-On Kit, Universal, 2.5" - For 75K
66060	Weld-On - For 10K
Wiring Harnesses - Order one (1) for each coach	
66017	For 5th Wheels
66023	For Motorhomes
66341	For Diesel Motorhomes
Other	
66021	Control Board Bracket Kit - For Motorhomes only
66024	Cross Brace Kit - For Motorhomes
71600	Cross Brace Kit - For 5th Wheel, Outboard
71610	Cross Brace Kit - For 5th Wheel, Inboard

Atwood® Levelegs™

- Levelegs — the easiest, most precise way to level your RV.
- Fast, First-Try Leveling
- Ground Sensing Technology
- Level in the Retract Mode
- No More Sleep Interruptions
- Electromechanical Design

Atwood Levelegs™ Selection Guide

Levelegs						
Quantity	Part Number	Description	Capacity		Weight	
			lbs	Kg	lbs	Kg
For Gasoline Class A Motorhome						
4	66280	7.5K Leveleg, 15" travel	7,500	3,409	34	15
or 4	66302	7.5K Levelegs, 13" travel	7,500	3,409	34	15
4	61053	Bolt-On, Universal 2.5" Bracket Kit				
1	66272	Auto Level Control Kit, Ford chassis				
or 1	66276	Auto Level Control Kit, Chevy chassis				
1	66021	Control Board Bracket Kit (optional)				
1	66023	Wiring Harness, Motorhome				
For Diesel Class A Motorhome						
2	66280	7.5K Leveleg, 15" travel	7,500	3,409	34	15
2	66070	10K Leveleg, 15" travel	10,000	4,545	54	25
2	61053	Bolt-On Universal 2.5" Bracket kit (front)				
2	66060	10K Bracket & Bolts (rear)				
1	66272	Auto Level Control Kit, Ford chassis				
or 1	66276	Auto Level Control Kit, Chevy chassis				
1	66021	Control Board Bracket Kit (optional)				
1	66023	Wiring Harness, Motorhome				
For Large Class C Motorhome - either order as one kit OR as separates						
1	66000	Kit, includes:				
4	66302	7.5K Levelegs, 13" travel	7,500	3,409	34	15
4	61025	Brackets				
1	66023	Wiring Harness				
1	66276	Control Kit				
1	66021	Control Board Bracket				
OR						
4	66302	7.5K Leveleg, 13" travel	7,500	3,409	34	15
4	61053	Bolt-On, Universal 2.5" Bracket Kit				
or 4	61025	Weld-On Bracket Kit, 2.5"				
1	66023	Wiring Harness				
1	66272	Auto Level Control Kit, Ford chassis				
or 1	66276	Auto Level Control Kit, Chevy chassis				
1	66021	Control Board Bracket Kit (optional)				
For 5th Wheel Trailer - either order as one kit OR as separates						
1	62000	Kit Includes:				
1	75331	Direct Drive Landing Gear Set				
2	66302	7.5K Levelegs, 13" travel	7,500	3,409	34	15
2	61023	Bracket Kits				
1	66017	Wiring Harness				
1	85480	4-Motor Remote Control				
OR						
1	75331	Direct Drive Landing Gear Set				
2	66302	7.5K Leveleg, 13" travel	7,500	3,409	34	15
2	61023	Bracket Kits				
1	66017	Wiring Harness				
1	71610	Cross Brace & Bracket Kit (inboard)				
or 1	71600	Cross Brace & Bracket Kit (outboard)				
1	85480	4-Motor Remote Control				
or 1	TBD	Auto Position Control				



Atwood® 5th Wheel Landing Gear

Direct Drive Landing Gear

Using Atwood Direct Drive Legs means no more stooping to pull pins for the drop tube. The large, 10" foot makes for easy camping on asphalt, grass or sand. Plus, the Direct Drives operate three times faster than traditional landing gear.

Since each leg has a motor, there is no cross shaft to take up space in the front storage compartment or to hit your head on.

There is up to 24" of travel. Add rear levelers to create a total leveling system. Then select the control system, whether for two legs or four legs, to fit your application.



Direct Drive

Heavy Duty

5th Wheel Landing Gear

Atwood Landing Gear is the industry standard. Others may try to copy our look but none can copy the time-tested ruggedness that Atwood builds in.

There is 36" of travel, 20" in the ram and 16" in the drop tube. A 3:1 gear box reduces cranking effort.

5th Wheel Landing Gear Selection Guide

LANDING GEAR										
P/N	P/N Boxed	Description	Screw Type	Leg Capacity		System Capacity		Version		Rate of Travel
				lbs.	kg.	lbs.	kg.	Electric	Manual	
75399	—	2 Motor Heavy Duty	Acme	3,000	1364	6,000	2727	●		4.0 in/min
75326	75362	Super-Duty, boxed*	Ball Screw	4,000	1818	8,000	3636	●		6.2 in/min
75331	—	2 Motor Direct Drive	Ball Screw	4,000	1818	8,000	3636	●		6.2 in/min

* Shipped without a motor. For (2) motors, order 75366

Atwood® Motors & Controllers



Motor Kit Selection Guide*

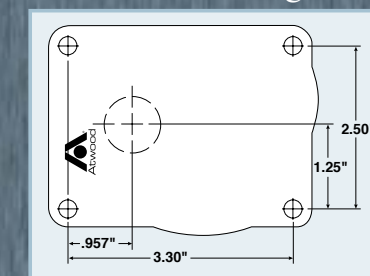
Kit No.	MOTOR								SWITCH & WIRING HARNESS			
	Long Legged	Short Legged	3" diameter	Height				Shipping Weight	70254 Single	70259 Narrow Single	70266 Ignition Protected	87701 Dual Motor
				Overall		Leg						
75366 †	2	—	—	8 15/16	227	3/4	19	5.75 lbs.	—	—	—	1
75367 †	1	—	—	8 15/16	227	3/4	19	5.75 lbs.	—	—	—	—
75387 †	1	—	—	8 15/16	227	3/4	19	5.75 lbs.	—	1	—	—
75388 † with Warning Label **	1	—	—	8 15/16	227	3/4	19	5.75 lbs.	1	—	—	—
75391 †	1	—	—	8 15/16	227	3/4	19	5.75 lbs.	1	—	—	—
75406 †	—	—	1	8 15/16	227	3/4	19	5.75 lbs.	1	—	—	—
75407 †	1	—	—	8 15/16	227	3/4	19	5.75 lbs.	—	—	1	—
75409 †	—	—	1	8 15/16	227	3/4	19	5.75 lbs.	—	—	—	—
75426 †	—	—	1	8 15/16	227	3/4	19	5.75 lbs.	—	1	—	—
75409 †	—	—	1	8 15/16	227	3/4	19	5.75 lbs.	—	—	—	—

* Note: All kits also include mounting hardware and instruction manual. † Long-legged motor for Landing Legs & Power Jacks
 Δ Short-legged motor for Ball Screw Jacks & Power Jacks. • UL listed Marine Ignition Protected

Remote Control Selection Guide

85476	Remote Control - 2 Motor	Controls Front Only
85480	Remote Control - 4 Motor	Controls All Four Legs
85487	Remote Control - 1 Motor	Controls One Motor

Motor Mounting Footprint




Motor Operating Characteristics

Load Condition	Min RPM	Torque (in.-lbs.)	Max AMP
No Load	116	0	8
Operating Load	75	140	30
Clutch Slip	N/A	180 min. / 300 max.	45


Atwood® Products

Atwood Mobile Products offers a wide range of products for many markets including, but not limited to, the Recreation Vehicle, Agricultural, Commercial, Industrial, and Marine industries. Product literature is available by calling 574-264-2131 or asking your regional salesperson.




Atwood® Chassis Components

- Agricultural
- Commercial
- Industrial
- Marine
- Recreation Vehicles



Atwood® Ranges & Cooktops

- Recreation Vehicles



Atwood® Furnaces

- Recreation Vehicles
- Marine

Atwood® Plants

Atwood Center

Sales/Marketing, Engineering, Warranty/Service

1120 North Main Street • Elkhart, IN 46514
Ph: 574-264-2131 • FAX: 574-262-2550

Greenbrier Operations

Ranges, Cooktops, Water Heaters

6320 Kelly Willis Road • Greenbrier, TN 37073
Ph: 615-643-4556 • FAX: 615-643-4616

Elkhart Operations - Seating Systems & Hardware

57912 Charlotte Avenue • Elkhart, IN 46517
Ph: 574-522-7891 • FAX: 574-522-4188

Elkhart Operations - Doors, Windows

2701 Ada Drive • Elkhart, IN 46514
Ph: 574-262-9998 • FAX: 574-262-1180

Antwerp Operations - Glass

5406 U.S. 24 East • Antwerp, OH 45813
Ph: 419-258-5531 • FAX: 419-258-9411

Salt Lake Operations


Furnaces, Gas Alarms, Electronics

1874 Pioneer Road • Salt Lake City, UT 84104
Ph: 801-972-4621 • FAX: 801-973-9836

Kemberly


Aluminum Extrusions

201 East Simonton • Elkhart, IN 46514
Ph: 574-264-4144 • FAX: 574-262-2194



Atwood® Water Heaters

- Recreation Vehicles
- Marine




Atwood XT® Water Heaters

- Recreation Vehicles




Atwood® CO & LP Gas Alarms

- Recreation Vehicle




Atwood® Glass Products

- Trucks/Specialty Vehicles
- Commercial/Residential
- Recreation Vehicles
- Specialty/Marine
- Mass Transit



Atwood® Marine Products

- Marine



Atwood® Windows & Doors

- Manufactured Homes

Note: In most cases, dimensions are rounded to 1/8". Drawings and dimensions subject to change without notice. For pricing, contact your Distributor or Atwood Sales Representative. All specifications and illustrations are based on the latest information at the time of publication. Atwood assumes no responsibility for any error in type or print reproduction of specifications in this literature. Due to our policy of continuous improvement, Atwood reserves the right to make changes in price, color, materials, equipment and specifications and to discontinue models at any time without notice.



1120 North Main Street • Elkhart, IN 46514
PHONE: 574-264-2131 FAX: 574-262-2550
INTERNET: <http://www.atwoodmobile.com>

